


UNARCO

PALLET RACK & ENGINEERED SYSTEMS



PRODUCTS CATALOG



COMPLETE STORAGE SOLUTIONS



UNARCO

PALLET RACK

AS/RS

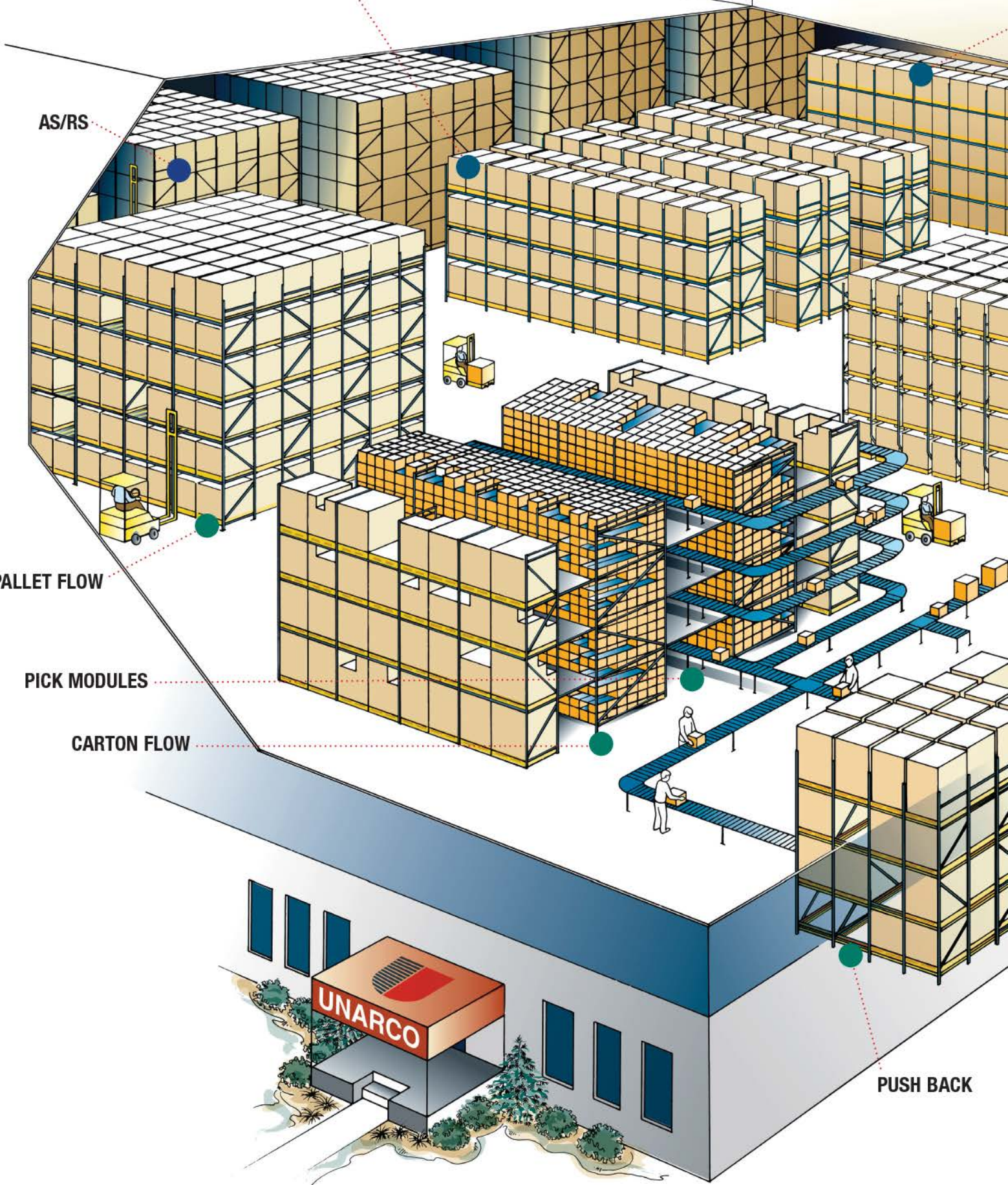
PALLET FLOW

PICK MODULES

CARTON FLOW

PUSH BACK

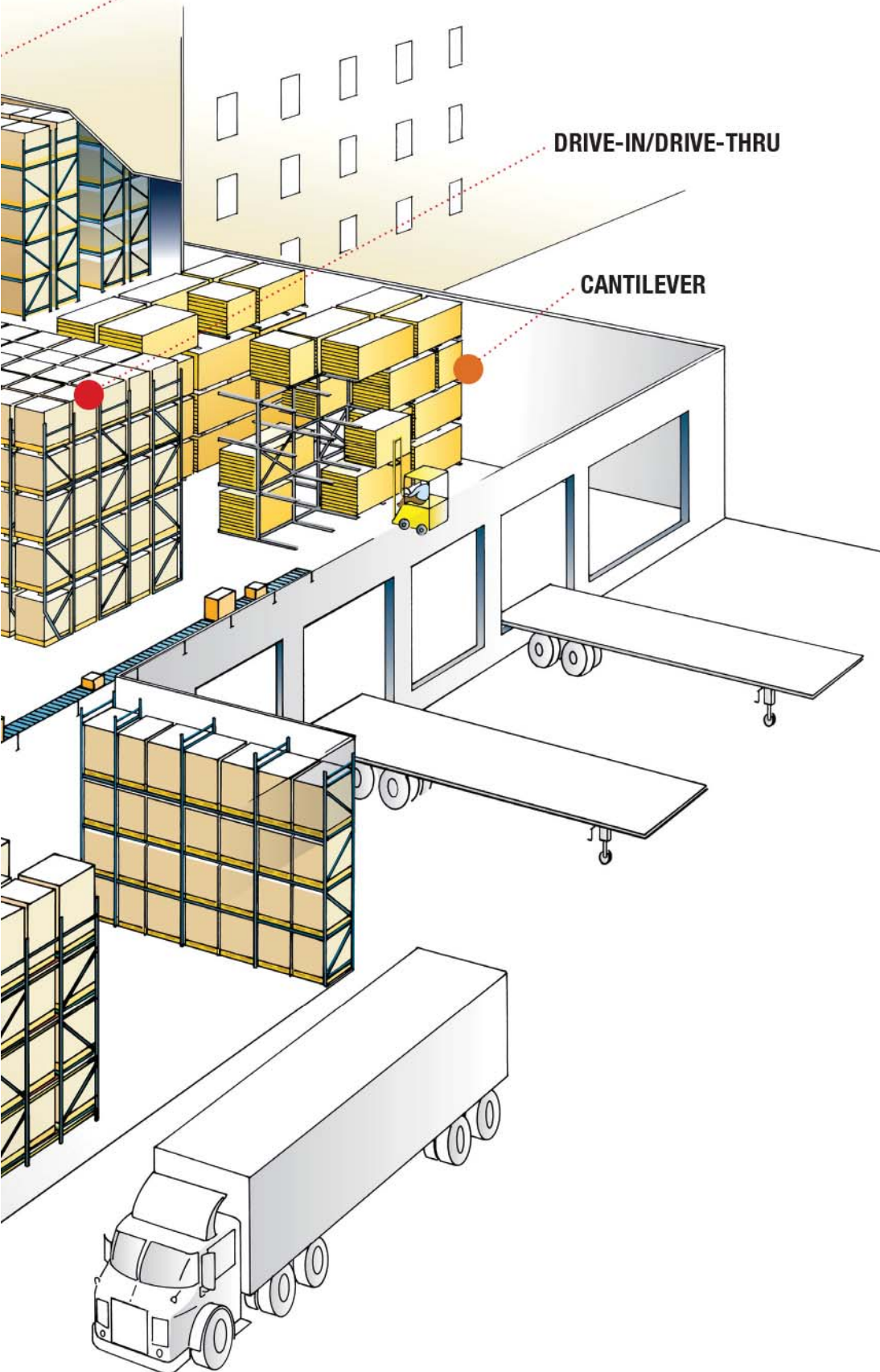
● RETAIL ACCESSORIES



STRUCTURAL RACK

DRIVE-IN/DRIVE-THRU

CANTILEVER



CONTENTS

● PALLET RACK 6-13

Roll-Formed	6-7
Roll-Formed Capacities	8-9
Structural	10-11
Structural Capacities	12-13

● ENGINEERED SYSTEMS 14-15

AS/RS	14
Pick Modules	15

● GRAVITY FLOW 16-27

Carton Flow	16-23
RhinoTrac	18-19
UPICK	20-21
KPICK	22-23
Pallet Flow	24-25
Push Back	26-27

● DRIVE-IN/DRIVE-THRU 28-29

Drive-In	28
Drive-Thru	29

● CANTILEVER 30-31

Furniture Storage	30
Pipe Storage	30
Lumber Storage	31

● RETAIL ACCESSORIES 32-33

Product Dividers	32-33
Vertical Post System	33

● SAFETY ACCESSORIES 34-35

Structural	34
Roll-Formed	35

● RACK REPAIR 36

● RACK SYSTEM COMPONENTS 37

www.unarcorack.com



UNARCO

Single-Source Capability

UNARCO handles projects from the simplest warehouse to the most complex pick module. Our team of qualified engineers can solve any application issue presented. We have big ideas for even the smallest warehouse. When coupled with project management and installation services, you can leave the coordination to us. Put your project in our hands and let innovation work for you.



PALLET RACK



PICK MODULES

ENGINEERING

INSTALLATION



PALLET FLOW

PROJECT MANAGEMENT



RACK REPAIR



DRIVE-IN/DRIVE-THRU



UNARCO



STRUCTURAL RACK



MEZZANINES



AS/RS



CARTON FLOW



PALLET FLOW



CANTILEVER



RETAIL ACCESSORIES



PUSH BACK



AS/RS



UNARCO

The wide range of UNARCO's products allows for an efficient solution to any warehousing requirement. Because of our long history in the industry, we have developed a product line that has been successfully implemented for many years. From standard pallet rack to carton flow and push back, to complicated AS/RS systems, UNARCO manufactures rack systems to increase your warehouse productivity.

- **Selective Pallet Rack**
 - Roll-Formed
 - Structural
- **Pick Modules**
- **Carton Flow**
- **Pallet Flow**
- **Push Back**
- **Drive-In/Drive-Thru**
- **Cantilever**
- **Mezzanines**
- **AS/RS**
- **Retail Accessories**
- **Rack Repair**



UNARCO MATERIAL HANDLING, INC.

UNARCO was the first pallet rack manufacturer in the industry. With nearly sixty years in production, engineering and design, no one offers more experience in how to increase efficiency in warehouses and distribution centers.

Flexibility that you will not find in other large pallet racking manufacturers stems from the ability to produce an entire line of warehouse storage solutions including carton flow, pallet flow, push back, drive-in/drive-thru and cantilever. But more importantly, UNARCO has structured its customer service and manufacturing facilities to LISTEN to customers' needs and respond with custom designs and smarter solutions.



Strategic Plant Locations

UNARCO's network includes field representatives and stocking distributors across the country.



PANDORA, OHIO



LEWISVILLE, TEXAS



SPRINGFIELD, TENNESSEE





STATE OF THE ART PAINT APPLICATION

UNARCO has invested millions of dollars in state of the art powder coat paint lines for a superior finish. Parts begin at a four-stage washer which meticulously cleans the product before sending it through booths with over 25 guns. The parts then travel through a 200-foot-long bake oven to insure a durable finish.



Powder Coat Paint Booth



Computerized Mills

MODERN MANUFACTURING AND PROFESSIONALLY SKILLED LABOR

UNARCO's plants of over one million square feet are streamlined for maximum efficiency and computer guided accuracy. The modern manufacturing process starts with coils of high-strength steel, certified to meet our demanding specifications for chemistry and thickness. Beams and uprights are formed and welded to exacting standards by advanced robotic equipment and A.W.S. certified welders. UNARCO maintains top quality throughout the manufacturing and finishing process with a highly skilled work force.



High-Strength Steel Coils

- **America's first manufacturer of pallet rack**
- **Complete product line for any storage requirement**
- **History of successful working relationships with consultants and integrators throughout the United States**
- **Proven engineering and design history**
- **Seismic calculations and local building code compliance**
- **Installation and project management capabilities**
- **Vast distributor network**
- **Member of Rack Manufacturers Institute (RMI) with R-Mark certification, which guarantees compliance to latest RMI specifications**
- **Solid financial backing of multi-billion dollar corporation**



The Renco Group, Inc.



Selective Pallet Rack ROLL-FORMED

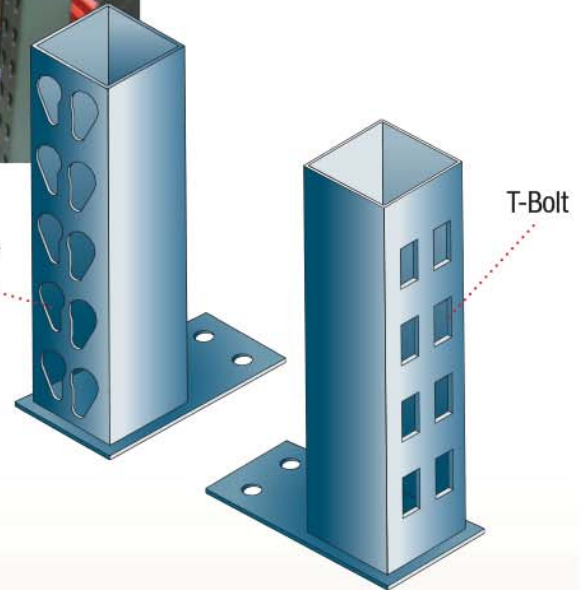


- **Roll-formed**
- **All-welded construction**
- **Wide variety of column sizes**
- **Closed tube or open section columns**
- **Available with bolted or automatic locking devices**
- **Sturdy miter-cut bracing**
- **Rigid connections**
- **40-foot continuous length capability**

Standard Selective Pallet Rack is the basis for most warehouse storage systems. UNARCO can provide all varieties from light to heavy-duty, open to closed tubes and bolted to automatic locking connections. Computerized mills insure that tolerances on all roll-formed beams and uprights are precise and install with ease.



Interchangeable



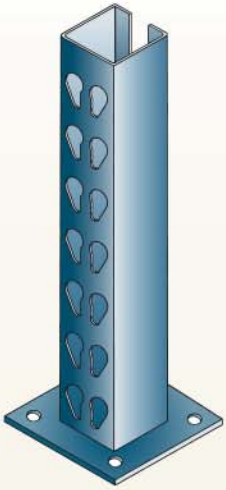
SUPERPOST CLOSED TUBE

- **30% - 40% greater load capacities than same gauge open back design uprights**
- **Over 200 times more resistant to torsional forces**
- **Cleaner - no areas to trap dust and debris**
- **Resists frontal impact five times more than structural column**




UNARCO


UPRIGHTS



Shown with optional seismic base plate



Shown with optional side punching



Shown with optional UPICK side punching

INTERCHANGEABLE Non-Bolted Connection

Interchangeable tear drop upright columns will accept most industry standard "Interchangeable" beams

- Manufactured with or without side holes

- Available in open or closed tube sections

T-BOLT Bolted Connection

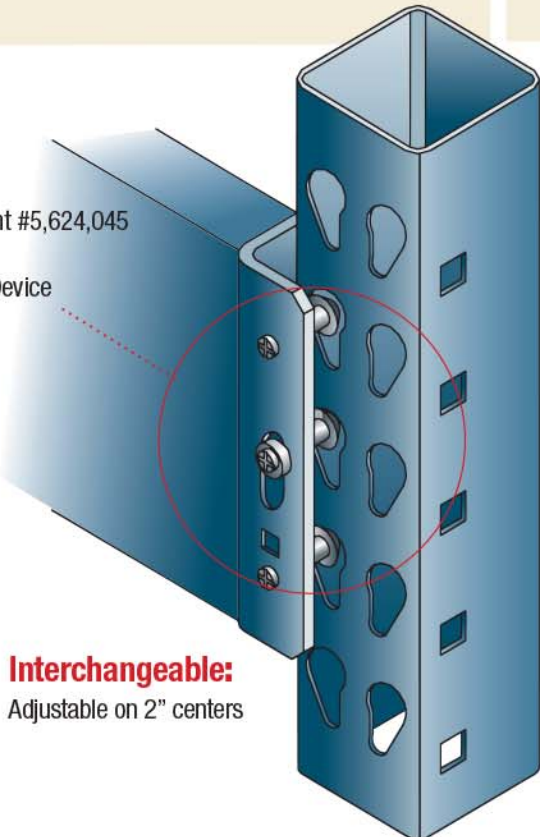
T-Bolt upright columns front-end-only connection allows for easy installation because you never need to reach into the column

- Extra rigid connection

- Available in open or closed tube sections

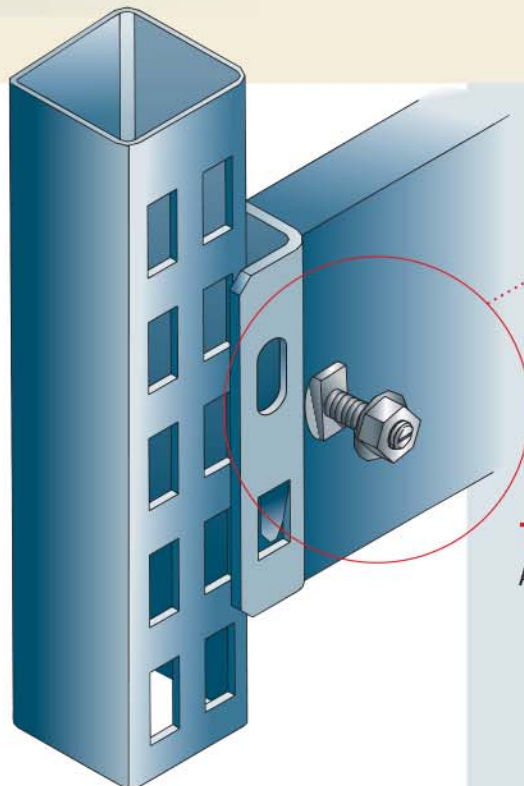
Pallet Rack: See pages 8-9 for available column sizes and capacities

U.S. Patent #5,624,045
Gravity
Locking Device



Interchangeable:
Adjustable on 2" centers

U.S. Patent #4,496,061
T-Bolt
Locking Device



T-Bolt:
Adjustable on 3" centers

BEAM CONNECTIONS

Selective Pallet Rack COMPONENTS

ROLL-FORMED UPRIGHTS

GENERAL UPRIGHT CAPACITY GUIDELINES FOR T-BOLT UPRIGHTS

SUPERPOST T-BOLT										
COLUMN SIZE	3 x 2	3 x 2	3 x 2	3 x 3	3 x 3	3 x 3	3 x 3	4 x 3	4 x 3	4 x 3
PART NO.	T0142	T0132	T0122	T0143	T0133	T0123	T0103	T0134	T0124	T0104
MAXIMUM UNSUPPORTED LENGTH	POUNDS	POUNDS	POUNDS	POUNDS	POUNDS	POUNDS	POUNDS	POUNDS	POUNDS	POUNDS
36"	33,620	30,545	36,181	32,023	43,716	52,950	65,590	50,281	64,143	83,278
48"	22,242	28,680	33,990	27,556	36,983	44,585	55,039	47,403	60,224	77,937
60"	17,655	22,437	26,498	22,631	29,811	35,742	43,928	42,129	53,092	68,233
72"	13,249	16,587	19,502	17,709	22,889	27,279	33,347	36,405	45,475	57,998
84"	9,816	12,186	14,328	13,330	16,965	20,143	24,572	30,567	37,834	47,863
96"	7,556	9,330	10,970	10,320	13,008	15,422	18,813	24,923	30,566	38,323

OPEN SECTION T-BOLT						
COLUMN SIZE	3 x 1 ⁵ / ₈	3 x 1 ⁵ / ₈	3 x 3	3 x 3	3 x 3	3 x 3
PART NO.	T0145	T0135	T0146	T0136	T0126	T0106
MAXIMUM UNSUPPORTED LENGTH	POUNDS	POUNDS	POUNDS	POUNDS	POUNDS	POUNDS
36"	17,902	22,751	25,618	34,383	43,637	53,939
48"	13,913	17,607	20,691	27,257	34,076	42,035
60"	11,196	14,042	17,165	22,304	27,569	33,895
72"	8,721	10,831	13,860	17,761	21,700	26,549
84"	6,771	8,354	10,922	13,856	16,802	20,537
96"	5,375	6,600	8,771	11,045	13,320	16,272

All values in the above tables assume that each column carries half of the frame load. The table values are expressed in pounds per frame. These values are based on gravity loading only that is purely axial. Any condition where the axial load is accompanied by moment, the axial load capacity will be less. This will occur for non-symmetrical loading conditions. The capacities also assume the base plates and the bracing are of adequate strength and that all other parts of the rack have been properly designed. All values are for undamaged racks that are installed plumb. It is the rack user's responsibility to properly maintain the racks to ensure that the carrying capacity of the racks is not reduced by damage and that any changes to the rack configuration do not cause an unsafe condition.

Frame capacities are based on maximum unsupported length, which is the measurement of the distance between the floor and the top of the first beam or the maximum spacing between beams, whichever governs.

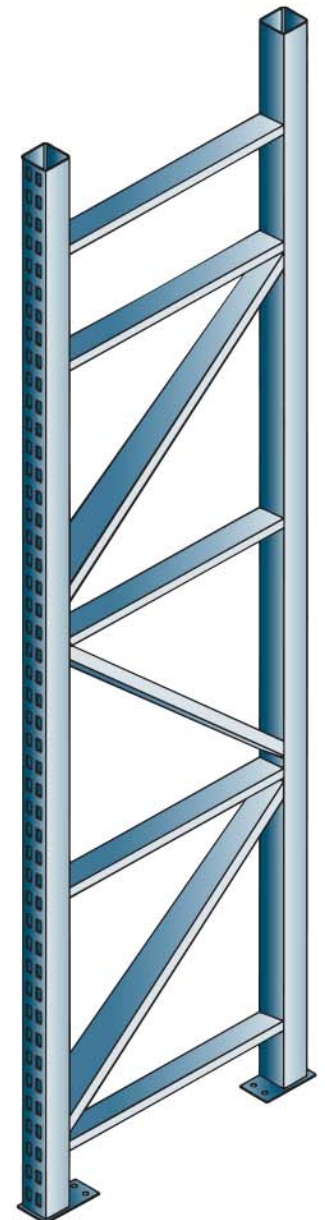
Refer to unarcorack.com for latest updates to installation instructions and user manuals.

CONTACT THE UNARCO SPRINGFIELD OFFICE FOR ANY OF THE FOLLOWING CONDITIONS:

- Any application where the frame load exceeds 31,000 lbs. (23,600 lbs for 3 x 1.625 columns or 28,700 lbs. for 3x2 column). These frames may need larger base plates or heavier bracing.
- Any application that requires seismic design where the design ground acceleration S_s exceeds 25%g in IBC areas.
- Configurations that require a frame deeper than 60 inches or higher than 40 feet.
- Applications that involve support of platforms or catwalks or any application other than normal pallet rack.
- Any single row where the height-to-depth ratio exceeds 6 to 1. These must be checked for anchorage against overturning.
- Any condition which creates uncertainty as to the proper use of these tables.

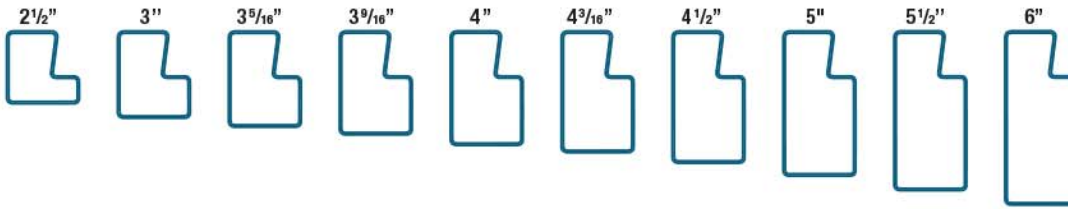
Please visit unarcorack.com for Interchangeable capacities and uprights with side punching.

Column protection is recommended for uprights subjected to potential column abuse from lift trucks.



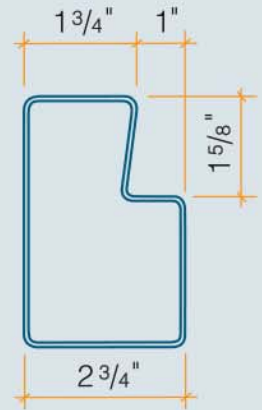
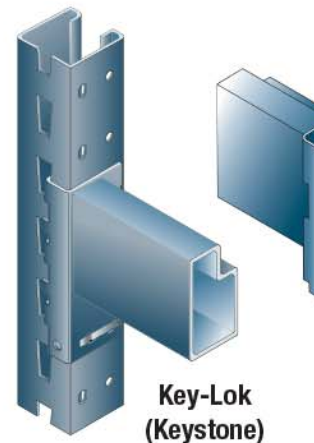
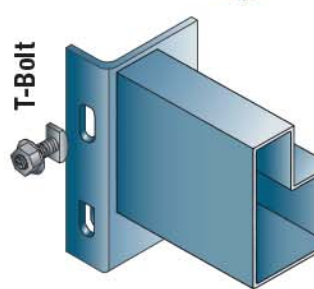
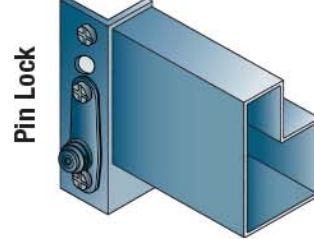
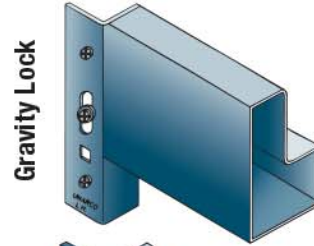
ROLL-FORMED BEAMS

pallet rack - roll-formed

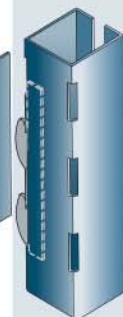


BEAM CAPACITIES FOR T-BOLT - GRAVITY LOCK - PIN LOCK

BEAM SPAN	PART NUMBER	RMI CAPACITY
48"	F2 6356 04800SS000	7991# 3.56" x 48"L... 16 ga.
	F2 6356 06000SS000	6544# 3.56" x 60"L... 16 ga.
72"	F2 6356 07200SS000	5573# 3.56" x 72"L... 16 ga.
	F2 6356 08400SS000	4876# 3.56" x 84"L... 16 ga.
96"	F2 6250 09600SS000	2126# 2.50" x 96"L... 16 ga.
	F2 6331 09600SS000	3452# 3.31" x 96"L... 16 ga.
	F2 6356 09600SS000	3972# 3.56" x 96"L... 16 ga.
	F2 6400 09600SS000	5009# 4.00" x 96"L... 16 ga.
	F2 6418 09600SS000	5296# 4.18" x 96"L... 16 ga.
	F2 6450 09600SS000	5832# 4.50" x 96"L... 16 ga.
	F2 6500 09600SS000	6730# 5.00" x 96"L... 16 ga.
	F2 6550 09600SS000	7701# 5.50" x 96"L... 16 ga.
	F2 6600 09600SS000	8742# 6.00" x 96"L... 16 ga.
	F2 4600 09600SS000	9897# 6.00" x 96"L... 14 ga.
108"	F2 6356 10800SS000	3206# 3.56" x 108"L... 16 ga.
	F2 6400 10800SS000	4044# 4.00" x 108"L... 16 ga.
	F2 6418 10800SS000	4431# 4.18" x 108"L... 16 ga.
	F2 6450 10800SS000	5184# 4.50" x 108"L... 16 ga.
	F2 6500 10800SS000	6038# 5.00" x 108"L... 16 ga.
	F2 4500 10800SS000	6800# 5.00" x 108"L... 14 ga.
	F2 4600 10800SS000	8842# 6.00" x 108"L... 14 ga.
	F2 6356 12000SS000	2649# 3.56" x 120"L... 16 ga.
120"	F2 6400 12000SS000	3329# 4.00" x 120"L... 16 ga.
	F2 6418 12000SS000	3643# 4.18" x 120"L... 16 ga.
	F2 6450 12000SS000	4254# 4.50" x 120"L... 16 ga.
	F2 6500 12000SS000	5353# 5.00" x 120"L... 16 ga.
	F2 4500 12000SS000	5943# 5.00" x 120"L... 14 ga.
	F2 4600 12000SS000	7997# 6.00" x 120"L... 14 ga.
	F2 6356 14400SS000	1902# 3.56" x 144"L... 16 ga.
	F2 6400 14400SS000	2377# 4.00" x 144"L... 16 ga.
144"	F2 6418 14400SS000	2596# 4.18" x 144"L... 16 ga.
	F2 6450 14400SS000	3021# 4.50" x 144"L... 16 ga.
	F2 6500 14400SS000	3785# 5.00" x 144"L... 16 ga.
	F2 4500 14400SS000	4192# 5.00" x 144"L... 14 ga.
	F2 4600 14400SS000	6369# 6.00" x 144"L... 14 ga.
	F2 3600 14400SS000	7653# 6.00" x 144"L... 13 ga.
	F2 2600 14400SS000	8979# 6.00" x 144"L... 12 ga.



UNARCO rack designs conform to the latest Rack Manufacturers Institute (RMI) specifications and AISI Cold Formed Steel Design Manual.



Sturdi-Bilt

- All capacities are expressed in pounds per pair of beams. Only gravity loading and the RMI required impact have been considered.
- All values are based on a uniformly distributed load (i.e. each beam carries 50% of the load) and assume proper installation and no beam damage.
- The deflection limit for all beams is the length divided by 180.
- Roll-formed beams that are longer than 150" require crossbars, lateral ties, wire decks or some other type of lateral restraint.
- Values in the table are for beam bending only. Shear on the connectors and weld strengths, etc. are not taken into consideration.
- Capacities include 12.5% impact for two pallets side by side. For a three-pallet-wide shelf, the values should be multiplied by 0.95. For one pallet per shelf the values should be multiplied by 0.90.

PLEASE CONTACT THE UNARCO SPRINGFIELD OFFICE FOR THE FOLLOWING CONDITIONS:

- Beams that are longer than 144"
- Ground acceleration Ss exceeds 25%g in IBC areas
- Shelf load in excess of 10,000 lbs.
- Beam application where the proper use of the tables is unclear

Original Sturdi-Bilt and Key-Lok (Keystone) products may be ordered to add to an existing rack system.



Structural Rack

Structural racks are designed with high-strength structural steel C-Channels for added toughness and rigidity. UNARCO offers 3" and 4" upright posts with sturdy structural steel bracing. Heavy-duty structural beams range from 3" to 6" in height to meet the most demanding load criteria.


UNARCO also manufactures a 3" structural column with teardrop punching. This allows the addition of interchangeable roll-formed beams as an economic and efficient option.

The high-strength and durability of structural steel combined with UNARCO engineering and design can solve any project dilemma and create a more efficient warehouse space.



HIGH-STRENGTH STRUCTURAL STEEL

UNARCO Structural Racks are designed to prevent damage from forklift abuse. The posts are constructed from structural steel and are much thicker than roll-formed posts; particularly at the corners which are the primary impact points.



Structural Push Back Rack

AS/RS

Structural upright with structural beam

STRUCTURAL BOLTED

Heavy-duty 3" or 4" structural steel C-Channels have pre-punched bolt holes on 4" centers. Structural steel beams include beam connectors that are punched on 2" centers for 2" vertical beam adjustability.

Structural upright with roll-formed beam



RIGID

EFFICIENT

ECONOMICAL

UNARCO Engineering uses the high-strength and durability of structural steel for large projects with heavy loads or highly engineered pick modules.

- *Strength*
- *Durability*
- *Easily Repaired*
- *Abuse Resistant*
- *Heavy-Duty Structural Bracing*



pallet rack - structural

FRAME OPTIONS

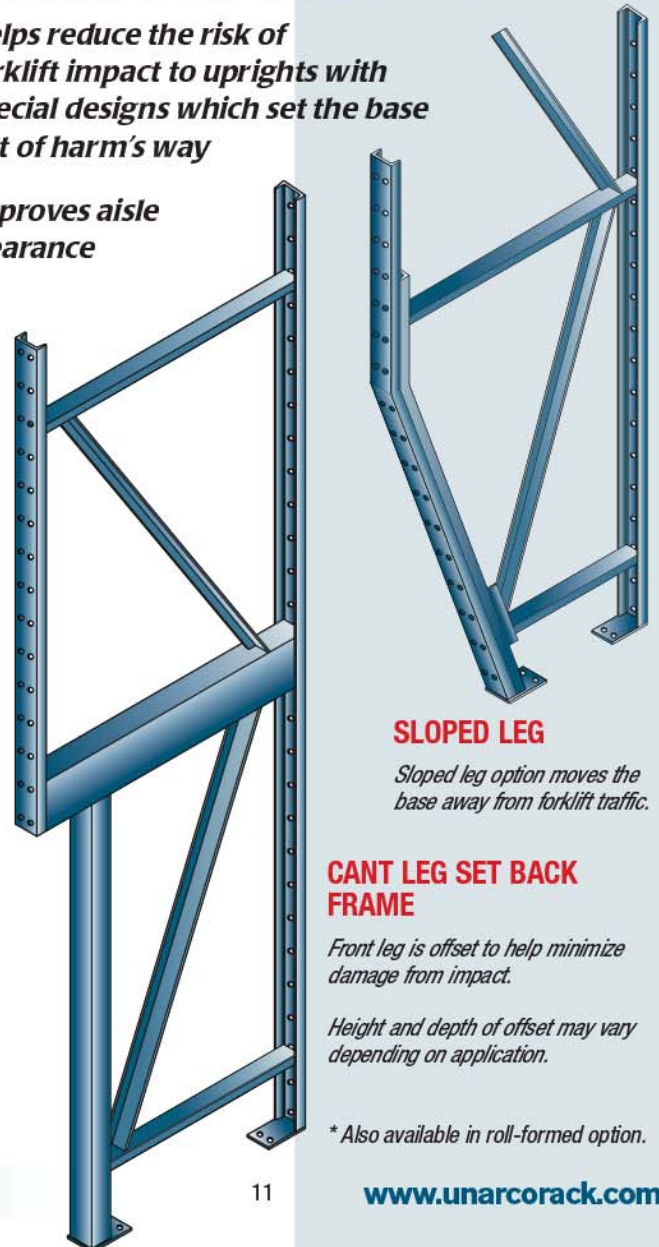
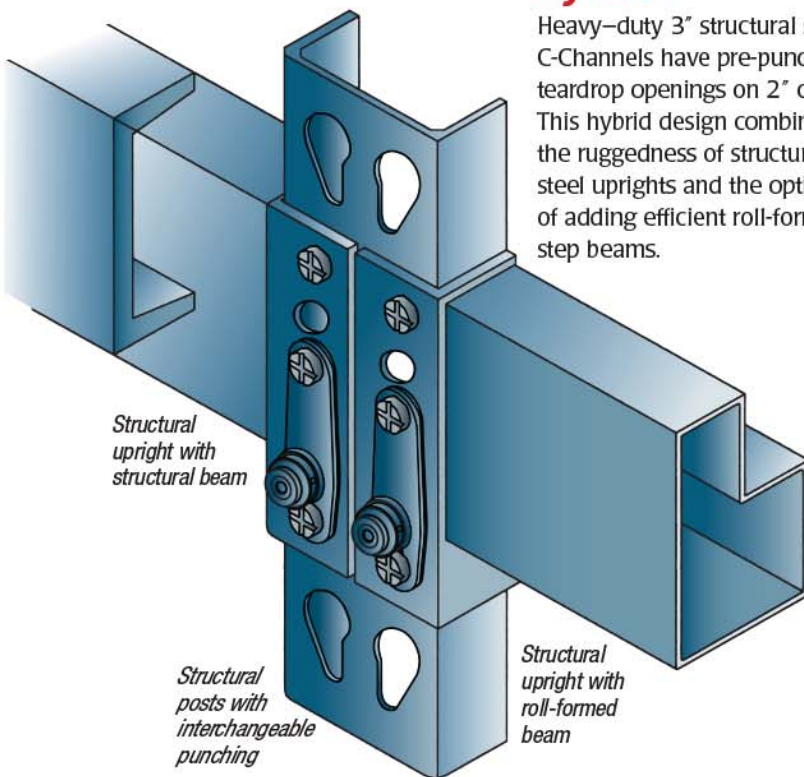
- *Helps reduce the risk of forklift impact to uprights with special designs which set the base out of harm's way*
- *Improves aisle clearance*

STRUCTURAL

INTERCHANGEABLE

Hybrid

Heavy-duty 3" structural steel C-Channels have pre-punched teardrop openings on 2" centers. This hybrid design combines the ruggedness of structural steel uprights and the option of adding efficient roll-formed step beams.



Structural Uprights

UPRIGHT FRAME SELECTION

STRUCTURAL CHANNEL FRAME TABLES BOLTED

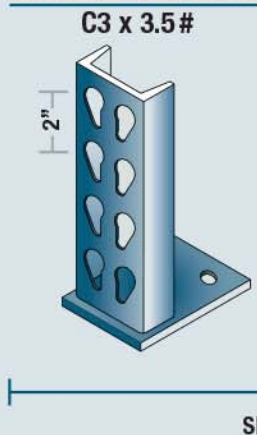
COLUMN SIZE	C3 x 3.5#	C3 x 4.1#	C4 x 4.5#	C4 x 5.4#
Shelf Space	40" Pan.	40" Pan.	40" Pan.	40" Pan.
36"	27,515	29,821	44,172	47,134
42"	27,515	29,821	44,172	47,134
48"	27,515	29,821	44,172	47,134
54"	27,515	29,821	44,172	47,134
60"	27,515	29,821	44,172	47,134
66"	27,515	29,821	44,172	47,134
72"	27,320	28,037	44,172	47,134
78"	23,940	24,400	44,172	47,134
84"	20,724	21,033	44,126	46,257
90"	18,053	18,322	40,610	42,229
96"	15,867	16,103	37,162	38,328

STRUCTURAL CHANNEL FRAME TABLES TEAR DROP

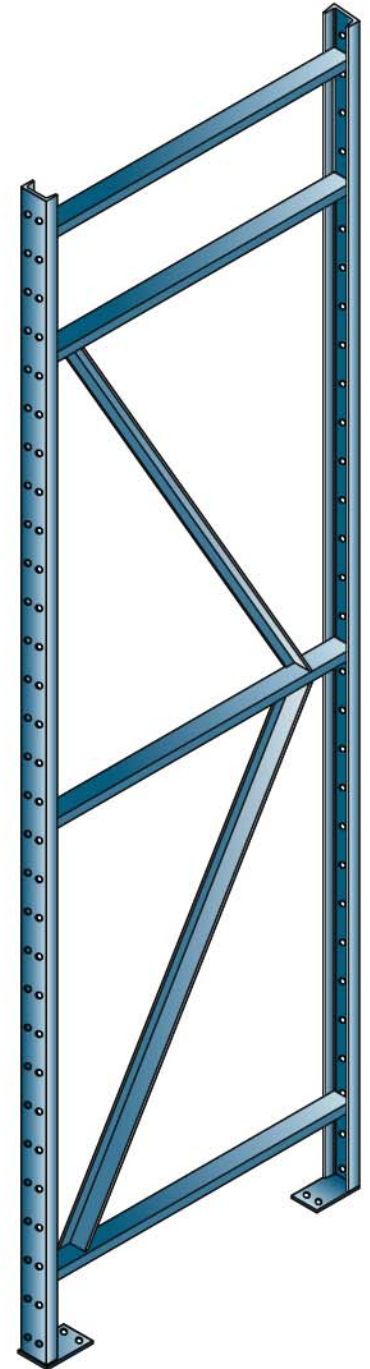
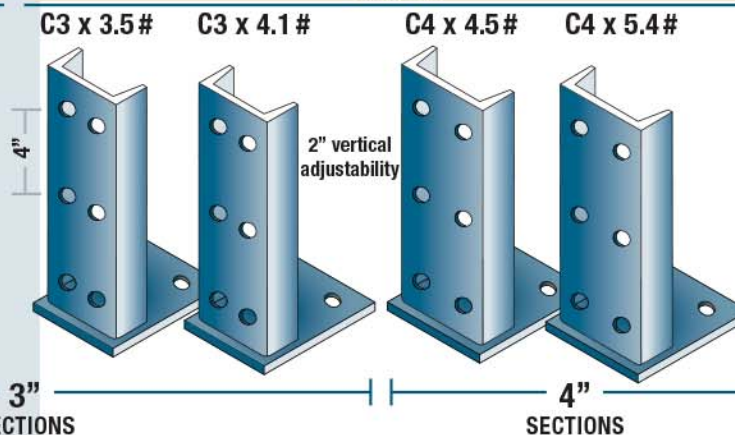
COLUMN SIZE	C3 x 3.5#
Shelf Space	40" Pan.
36"	26,848
42"	26,848
48"	26,848
54"	26,848
60"	26,848
66"	26,848
72"	26,657
78"	23,360
84"	20,222
90"	17,616
96"	15,483

* Indicated in pounds.

STRUCTURAL INTERCHANGEABLE



STRUCTURAL BOLTED



All values in the above tables assume that each column carries half of the frame load. The table values are expressed in pounds per frame. These values are based on gravity loading only that is purely axial. Any condition where the axial load is accompanied by moment, the axial load capacity will be less. This will occur for non-symmetrical loading conditions. The capacities also assume that the base plates and the bracing are of adequate strength and that all other parts of the rack have been properly designed. All values are for undamaged racks that are installed plumb. It is the rack user's responsibility to properly maintain the racks to ensure that the carrying capacity of the racks is not reduced by damage and that any changes to the rack configuration do not cause an unsafe condition.

Frame capacities are based on the unsupported length, which is the measurement of the distance between the floor and the top of the first beam or the maximum spacing between beams, whichever governs.

Refer to www.unarco.com for latest updates to installation instructions, user manuals and safety notices.

Capacities do not take seismic, wind or other lateral forces into consideration.

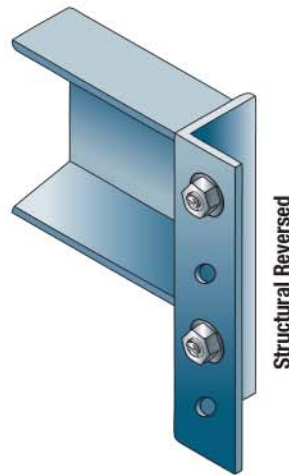
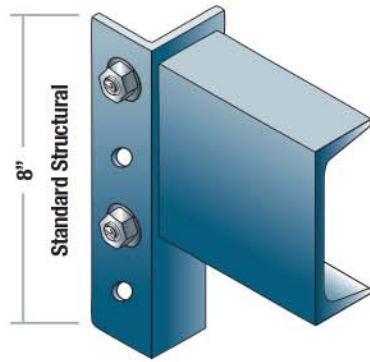
Upright frames have to be anchored with at least one anchor bolt in each post and require a minimum concrete floor strength of 3,000 PSI for the maximum loads.

CONTACT UNARCO FOR ANY OF THE FOLLOWING CONDITIONS:

- Any application where the frame load exceeds 31,000 lbs. These frames may need larger base plates or heavier bracing.
- Any application that requires seismic design where the design ground acceleration S_s exceeds 25%g in IBC areas.
- Configurations that require a frame deeper than 60 inches or higher than 40 feet.
- Applications that involve support platforms or catwalks or any application other than normal pallet rack.
- Any single row where the height-to-depth ratio exceeds 6 to 1. These must be checked for anchorage against overturning.
- Any condition which creates uncertainty as to the proper use of these tables.

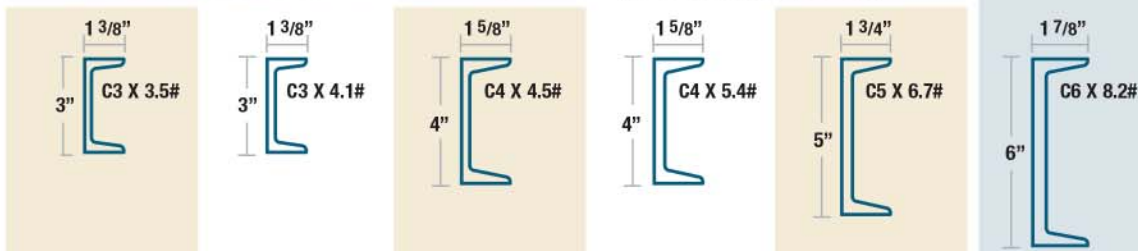
Column protection is recommended for uprights subjected to potential column abuse from lift trucks.





2" vertical adjustability

BEAM CAPACITY CHART (indicated in pounds)



BEAM SIZE	C3 x 3.5#		C3 x 4.1#		C4 x 4.5#		C4 x 5.4#		C5 x 6.7#		C6 x 8.2#	
	W/O Tie	W/ Tie	W/O Tie	W/ Tie	W/O Tie	W/ Tie	W/O Tie	W/ Tie	W/O Tie	W/ Tie	W/O Tie	W/ Tie
48"	12,425	12,425	13,409	13,409	16,000	16,000	16,000	16,000	16,000	16,000	16,000	16,000
60"	9,412	9,764	10,234	10,422	14,880	15,896	16,000	16,000	16,000	16,000	16,000	16,000
72"	7,371	8,009	8,087	8,567	11,402	12,869	12,581	13,912	16,000	16,000	16,000	16,000
84"	5,887	6,502	6,529	6,776	8,896	10,697	9,907	11,590	14,418	16,000	16,000	16,000
90"	5,284	5,716	5,896	5,954	7,859	9,824	8,830	10,657	12,744	16,000	16,000	16,000
96"	4,750	5,068	5,276	5,276	6,899	9,058	7,882	9,838	11,186	14,721	15,856	16,000
102"	4,244	4,527	4,709	4,709	6,108	8,380	6,986	9,115	9,864	13,591	13,927	16,000
108"	3,809	4,070	4,231	4,231	5,447	7,776	6,232	8,469	8,762	12,584	12,332	16,000
114"		3,680		3,824		7,233		7,890		11,681		16,000
120"		3,345		3,473		6,742		7,254		10,867		15,587
126"		3,054		3,169		6,298		6,598		10,129		14,508
132"		2,800		2,903		5,760		6,026		9,457		13,525
138"		2,577		2,669		5,285		5,525		8,841		12,627
144"		2,379		2,463		4,865		5,084		8,276		11,802
150"		2,203		2,279		4,494		4,692		7,754		11,041
156"		2,046		2,114		4,163		4,344		7,271		10,338

- Please consult Springfield Engineering for any shelf load over 10,000 lbs.
- All capacities are expressed in pounds per pair of beams. Only gravity loading and the RMI required impact have been considered.
- All values are based on a uniformly distributed load (i.e. each beam carries 50% of the load) and assume proper installation and no beam damage.
- The deflection limit for all beams is the length divided by 180.
- Structural beams that are longer than 108" require lateral ties.
- Values in the table are for the beam bending only.
- Capacities include 12.5% impact for two pallets side by side. For a three-pallet-wide shelf, the values should be multiplied by 0.95.
- For one pallet per shelf, the values should be multiplied by 0.90.
- Capacity chart is based on current RMI specifications.


UNARCO rack designs conform to the latest Rack Manufacturers Institute (RMI) specifications and AISC 14th Edition.

Refer to unarcorack.com for latest updates to installation instructions, user manuals and safety notices.

Engineered Systems

UNARCO has over a half century worth of experience designing and manufacturing highly engineered rack systems including Pick Modules, Rack Supported Buildings and AS/RS projects. The industry's strongest engineering team integrates a multitude of storage solutions into multi-level work platforms including UNARCO Carton Flow, Pallet Flow, Push Back and Drive-In Systems.

Integration of miles of conveyor and sortation systems that help product flow through the distribution center are all supported by UNARCO pallet rack. Level after level of high speed product movement from pallet to carton to conveyor to the dock, all works because UNARCO Engineers have the experience to plan and design a complete distribution system.




Conveyors run through multi-level rack-supported systems for product sortation

AS/RS

Automated Storage and Retrieval Systems (AS/RS) are computer controlled systems for storing and retrieving large quantities of products with virtually no manual labor. AS/RS systems can store and retrieve pallets, totes, trays or cartons. Systems use cranes to move through narrow aisles of pallet rack guided by a raised metal rail attached to the concrete. An automated mechanism reaches into the storage locations within the rack to retrieve or place the load. AS/RS provides order picking accuracy at a higher speed than traditional picking systems.


Large cranes run on rails in the aisles to store and retrieve product automatically.



Order Fulfillment and Distribution Center Efficiency

SINGLE SOURCE

- *Calculations*
- *Permitting*
- *Codes Interpretation*
- *Seismic Criteria*
- *Installation Drawings*
- *Site Surveys*
- *Purchase Integration*
- *Project Management*
- *Turn-Key Solutions*



Pick Modules

Pick Modules are multi-level engineered racking systems that store and move pallets and cartons through a distribution center efficiently.

UNARCO designs warehouse storage facilities capable of fulfilling over one hundred thousand orders per day or processing millions of orders per week.

- **Efficient product distribution**
- **Smaller warehouse footprint**
- **Lower operating costs**

Integrated stairs and work platforms help product breakdown from pallet to carton to piece for easy order fulfillment.



UNARCO flooring systems support multiple layers of order picking and sortation equipment.

Carton Flow



Carton Trax steel axle carton flow with UPICK knock-down modular shelves.


All of UNARCO's carton flow systems are gravity driven. Product is loaded from behind onto sloped shelves and easily flows forward to the picking position. UNARCO offers UPICK modular shelves or KPICK welded shelf design; both with snap-in rollers. UNARCO's premium carton flow line, RHINOTRAC, has pre-assembled, full-width lay-in roller units.

Separation of the loading, restocking and retrieval aisles allow pickers to operate more efficiently. Carton flow systems can grow into multi-level modules to take full advantage of vertical area and let you maximize your warehouse floor space.

RhinoTrac lanes allow cartons to flow forward to picking position at conveyor with full-width roller carton support.

- **First-in/First-out**
- **Dedicated Stock/ Retrieval Aisles**
- **Split Case Picking**
- **Case/Carton Picking**

RHINODECK



RhinoDeck with 1.1" high galvanized steel side channels will drop into any existing carton flow system with no hardware or hanger brackets required.



RhinoTrac fully assembled carton flow lanes drop into any manufacturer's pallet rack



CARTON TRAX

STEEL AXLE PREMIUM CARTON FLOW

carton flow



OPTIONS



UPICK Snap-In Roller Track
Modular/Knock-Down Shelves



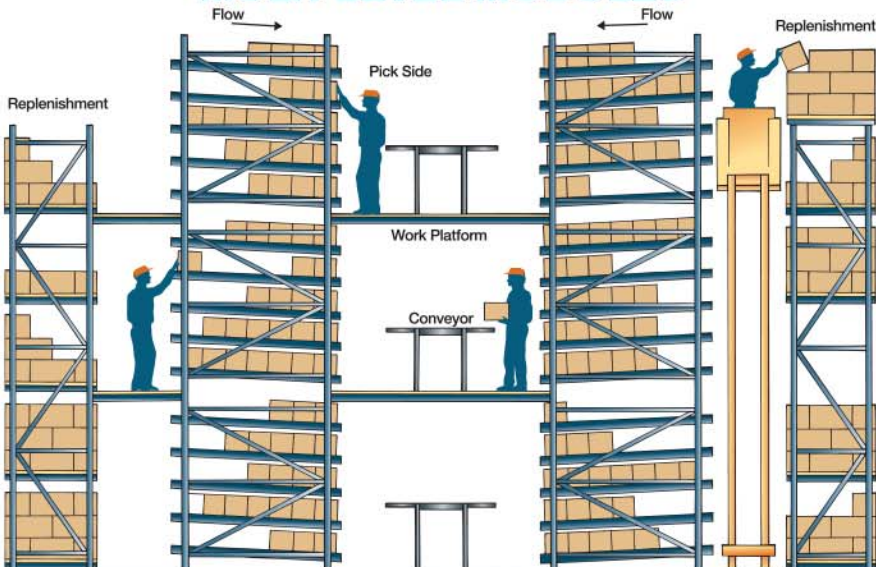
KPICK Snap-In Roller Track
Factory Welded Shelves



RhinoTrac Full-Width Carton Flow Roller

UNARCO manufactures traditional snap-in roller track and full-width lay-in roller units

MULTI-LEVEL MODULES



Multi-level modules incorporate stair and railing systems with our superior flooring support system to increase efficiency by using all available vertical space.

RHINOTRAC HEAVY-DUTY CARTON FLOW




RhinoTrac rests below beam level in the front for maximum storage and a helpful product stop.

- **Compatibility with all pallet rack brands**
- **Easy installation – No hardware required**
- **Damage resistant aluminum rollers**
- **Galvanized side channels supported by heavy-duty end-plates for constant impact loading**

RHINOTRAC END SUPPORTS

- Integrated supports mean no brackets to install
- Slotted end supports adjust to vary the length and insure proper fit



ROLL-FORMED



STRUCTURAL

STURDY CONSTRUCTION

- .75" diameter aluminum, diamond embossed, damage-resistant rollers
- Superior bushing design with heavy-duty axles
- 2.5" high galvanized steel side channels with .25" diameter carriage bolt tie rods for increased capacity

**STANDARD ROLLER WIDTHS:
6", 9", 12", 15"**


**STANDARD ROLLER CENTERS:
1", 2" and 3" on center**



UNARCO

TRACK SUPPORT

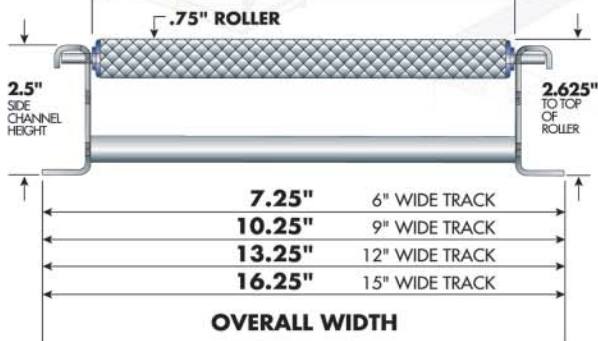
carton flow - rhinotrak



RHINO TRAC Roller Dimensions

NOMINAL WIDTH

5.375"	6" WIDE TRACK
8.375"	9" WIDE TRACK
11.375"	12" WIDE TRACK
14.375"	15" WIDE TRACK



RHINO TRAC
www.rhinotrak.com



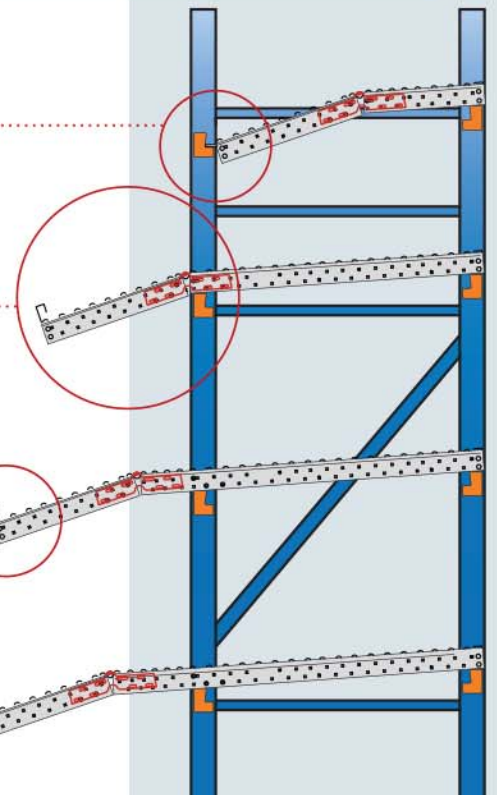
OPTIONS




Internal Knuckle Shelf



External Knuckle Shelf

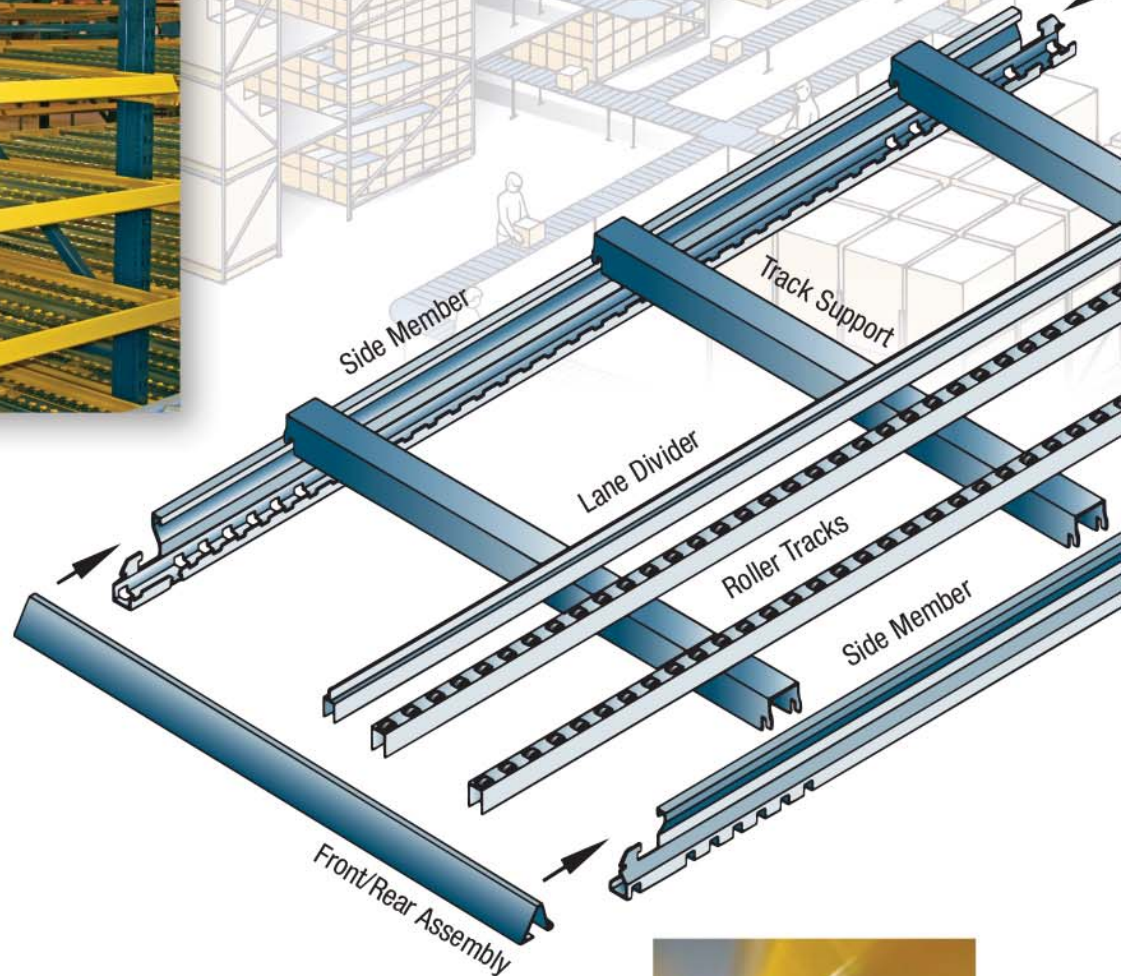
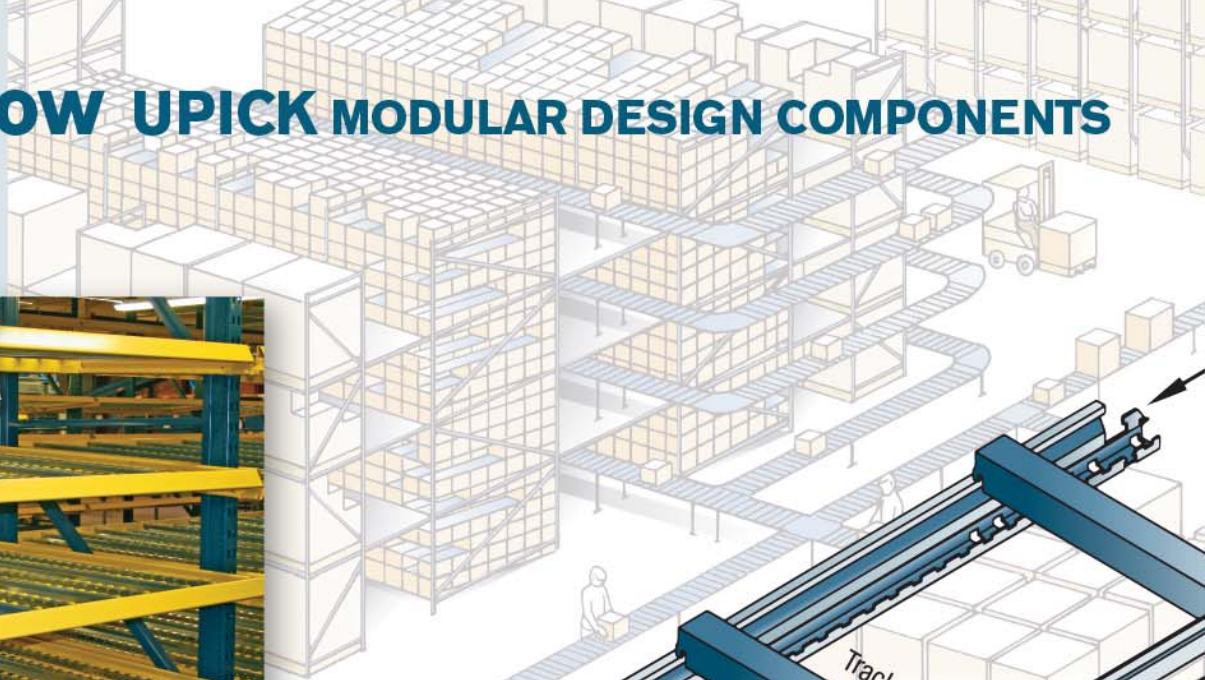


Carton Flow UPICK MODULAR DESIGN COMPONENTS



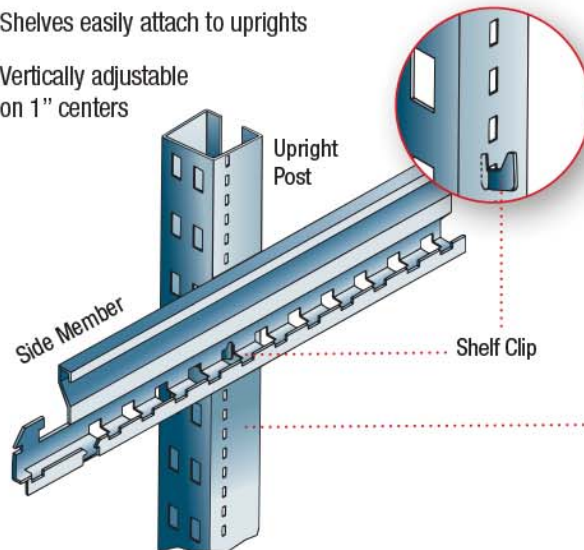
UNARCO's UPICK modular system makes installation of even the most complex modules simple.

- **Modular design for shipping ease**
- **Quick and easy installation**
- **Designed for projects ranging from single-level to multi-level modules**
- **Easily modified as product sizes or capacities change**
- **May be added to existing rack**
- **Easily works around building columns**



Modular design makes it simple to add shelves or supports

- Shelves easily attach to uprights
- Vertically adjustable on 1" centers



Shelf Clip



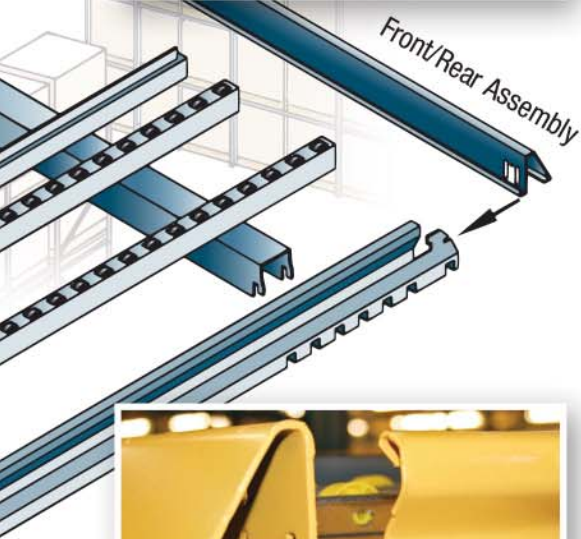
UPICK Side Punching

UNARCO also offers W-Strip retrofit add-on for existing uprights with no side punching.



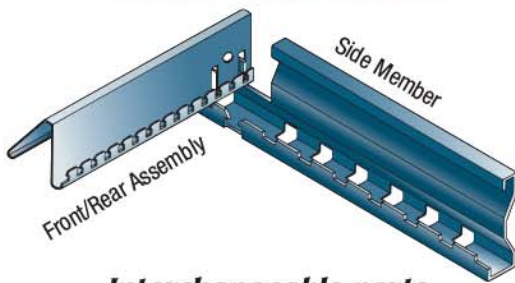


Carton Trax steel axle carton flow track



Front Tilt Tray tilts cases forward for easier picking and access

All parts snap together with minimal hardware



Interchangeable parts make installation and ordering less confusing

- Front and rear assembly are interchangeable
- Side members are not left and right specific



Side Profile - Lay-Back Shelves

Carton Flow KPICK WELDED SHELF COMPONENTS

UNARCO KPICK is a welded shelf carton flow option which requires no shelf assembly and fits with all Kingway carton flow. Inclined shelves have snap-in roller track to move cartons by gravity from the restocking to the picking side of the system.

A full range of components are available to customize the system to every customer's needs. Standard bays can combine with overhead storage options or mezzanine capabilities for pick module applications.

Customization is easy as load requirements and box sizes change. Assembly is logical and requires no special tools.



- **Welded shelf**
- **Snap-in track**
- **Numbered scales for rapid assembly**
- **Precision slots**

Designed for multiple configurations to optimize space.



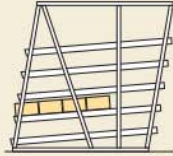
Mult-level systems offer substantial savings in floor space.

Standard Vertical Frame and Shelf Combinations



Square front vertical frame with straight shelves.

Full case picking



10° layback vertical frame with straight shelves.

Open case picking when cases vary in size



10° layback vertical frame with carton tilt shelves.

Open case picking with similar size cases




Optional impact deck helps prevent track damage.



Optional numbered scales for rapid assembly.

Shelf Hanger Clip

Unique clip fits into a single slot to attach the pre-assembled, welded shelf. No tools are required.



Snap-in track

Roller Track

Allows movement at the lowest slope angle to maximize space utilization.

	60" DEEP BAYS	90" DEEP BAYS	120" DEEP BAYS
STANDARD BAY			
WITH PALLET BARS			
WITH OVERHEAD STORAGE RACK			

180" AND 240" DEPTHS ARE ALSO AVAILABLE

Pallet Flow

UNARCO's Pallet Flow system is also driven by gravity. It is perfect for fast-moving product with first-in/first-out stock rotation.

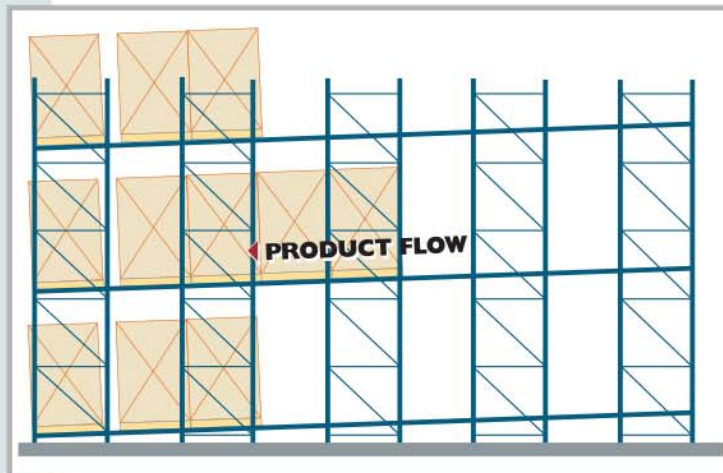
Heavy-duty skate wheels on sloped shelves let palletized loads flow forward for picking. The high-density storage utilizes warehouse space with fewer aisles.



Pallet flow rails are notched to rest on the step of the beam for a lower profile that protects ends of flow rail

PALLET FLOW

Optional in-line wheels with poly rollers




DEEP LANE PALLET FLOW

Store as many as 20 pallets deep with the use of electro-mechanical or pneumatic speed braking systems

- Full case picking
- Dense storage with minimal aisles
- Able to accommodate full pallet loads
- Heavy-duty skate wheels provide excellent rolling surface for loads to flow





● gravity flow - pallet flow



Pallets rest against pallet stop

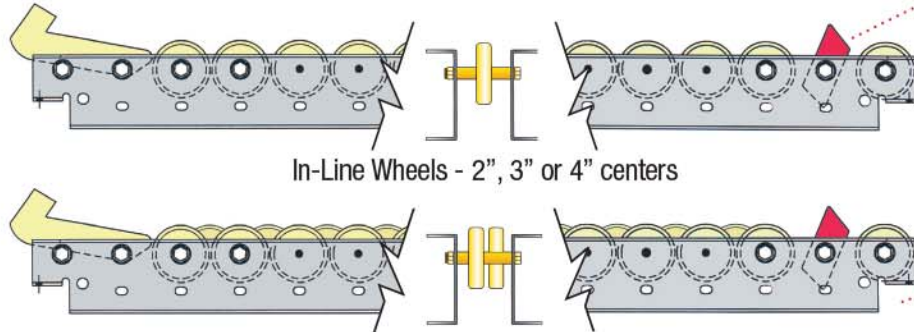
Poly-wheel deep-lane pallet flow is available in single or staggered wheel configurations to fit any load.

Pneumatic brakes control pallet speed

METAL SKATE WHEELS

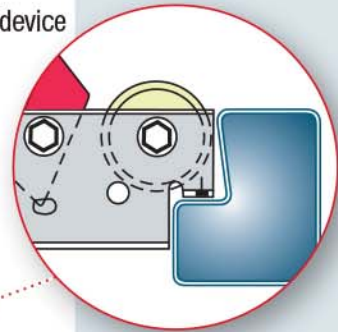
Pallet stop

Anti-backup device



In-Line Wheels - 2", 3" or 4" centers

Staggered Wheels for heavier loads - 1 1/2" - 2" centers



Fits into step of beam



IN-LINE WHEELS

STAGGERED WHEELS



Pallet Flow used in pick module application with carton flow above



Push Back

Push Back systems work when pallet loads rest on a series of nesting carts. As a pallet is loaded from the front, it pushes the pallet behind it back one position. When it is time to unload (LIFO), the front pallet is removed and the rear pallets come forward to the front picking position, automatically.




Colored carts let drivers identify pallet positions to help place and retrieve pallets in the system.

Available in Structural Steel or Roll-Formed designs



Product loads flow automatically to front picking position.

- Available in 2, 3, 4, 5 and 6 deep configurations
- Lift truck drivers never enter the rack
- Nesting carts require minimal vertical space
- Product loads are always in picking position
- No special pallets are required
- Suitable for coolers and freezers with temperatures as low as -30° F



Bottom view of nesting carts

Carts nest together and pallet is loaded onto top cart. The final pallet rests on rails and allows all pallets from behind to come forward when pallet is removed.





4-deep system

The Benefits of a Push Back System

- Better floor space utilization
- Front loading only
- Automatic pallet placement to front position
- Versatile - more pick faces



Carts flow automatically on four sealed wheels



Strong structural sides and rails



STANDARD PALLET RACK



3-DEEP PUSH BACK SYSTEM



6-DEEP PUSH BACK SYSTEM

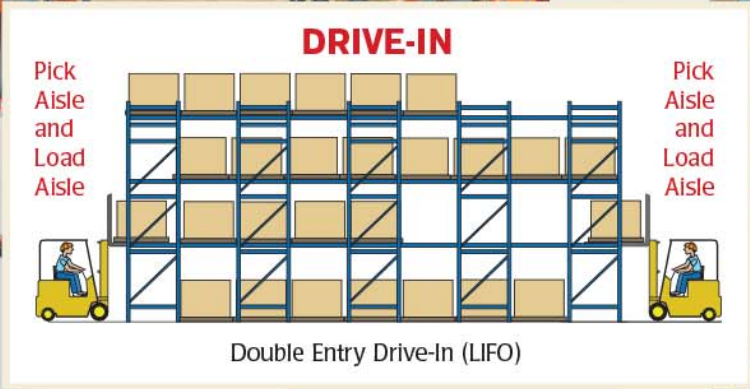
Drive-In

Pallets are placed on rails that run the depth of the rack. Drivers then enter the rack to remove pallets. Drive-In is perfect for high-density storage with minimal space devoted to aisles.

Drive-In: Load and retrieve from same side (LIFO)

Drive-In and Drive-Thru ROLL-FORMED OR STRUCTURAL

- Used for high-density pallet storage
- Depth of systems reduces the need for aisles and increases space utilization
- Specifically for uniform pallet loads
- Easy to assemble
- Cost effective



Typical entry view



Z-Rail support system option



Structural angle rail option



Drive-Thru

As with Drive-In, pallets are placed on rails that run the depth of the rack. Drive-Thru, however, allows drivers to load from one side and unload from the other with an added aisle on the opposite end. This system creates First-In/First-Out (FIFO) inventory management.

Drive-Thru: Load from one aisle, retrieve from separate aisle (FIFO)

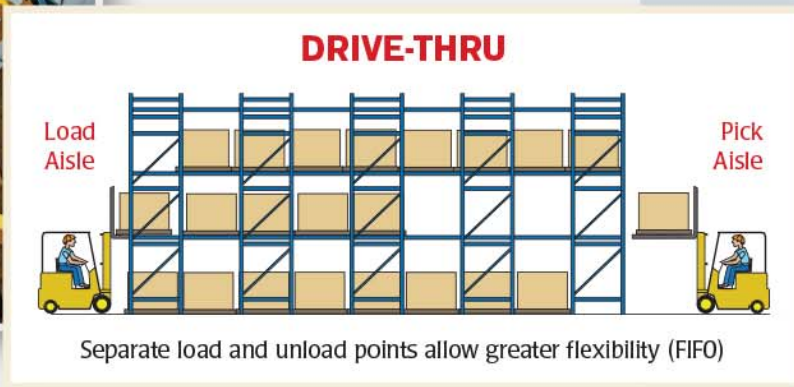


Sloped leg structural upright option

drive-in/drive-thru

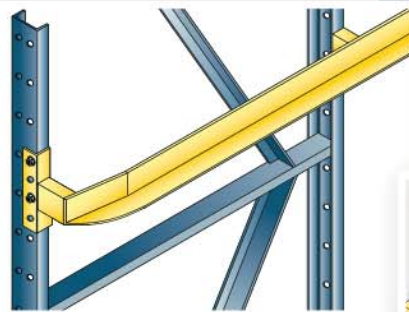



Pallets rest on rails within the bay.

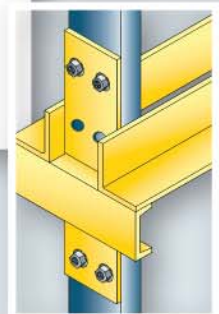


Separate load and unload points allow greater flexibility (FIFO)

STRUCTURAL



Drive-In Rail with Space Saver Arm for easier placement of pallets (shown with rounded and flared entry rail)



Straight entry rail option for structural

Cantilever

UNARCO Premium Cantilever is the perfect storage solution for elongated materials and tough storage applications. The system allows complete accessibility from the front with no horizontal obstructions. The entire length of the rack may be used for storage and easy order picking.

Flexible systems allow loads of varying length to be stored on the same rack and columns are pre-punched to easily convert from single-sided to double-sided applications. The Key Wedge connector allows arms to be moved easily as load requirements change.

Ideal for:

- Pipe and Tubing
- Lumber & Plywood
- Building Materials
- Furniture
- Sheet Steel
- Conduit
- Extrusions

ROLL-FORMED



Full access to stored material with no obstructions

Easy Installation:

Welded one-piece column and base systems make assembly a snap. Cantilever arms lock into the down position and are raised into place as a single unit.



Pipe storage cantilever



Furniture storage cantilever

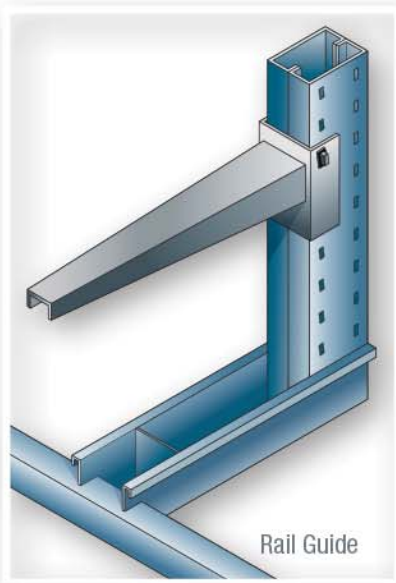




Tapered columns prevent arms from protruding into the aisles under maximum load deflection.


Slotted Base Design

The slotted base design notches around rail systems to maximize aisle width and help operators move lift trucks safely through narrow aisles.



Tapered Arms

Improved vertical load clearance



Key-Wedge Pin

Positive-locking rectangular pin allows a fast-track installation and a larger bearing area than round pins or bolts.

cantilever


Flexible Design

- *Single-sided or double-sided storage*
- *Columns up to 48 feet*
- *3" vertical adjustability*
- *Tapered arms*
- *Heavy-gauge welded brace panels*

SINGLE OR DOUBLE-SIDED STORAGE

• Flexibility

Columns are pre-punched on both sides to allow conversion from single-sided unit to double-sided unit.



• Lumber Yard

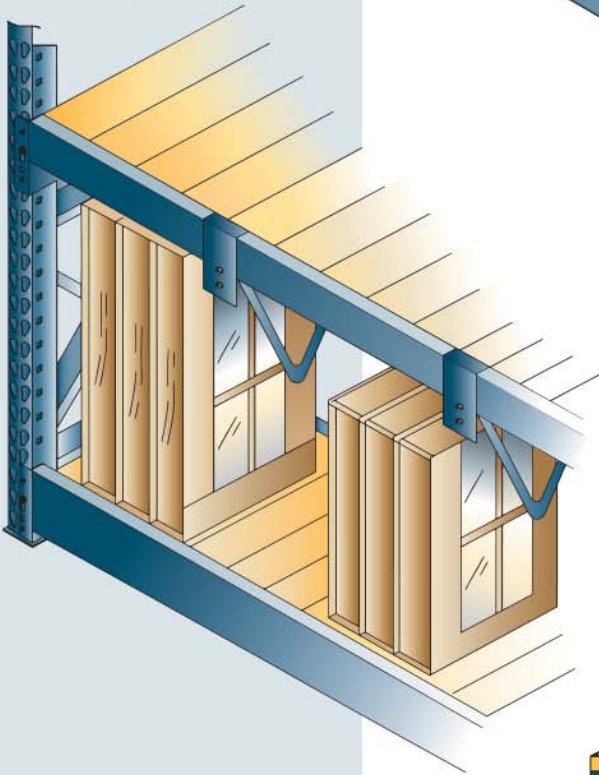
Convert your lumber yard into a covered showroom with UNARCO's canopy arms and roof system.

• Custom Storage Accessories

Optional material trays can hold bar and cylindrical stock.

Retail

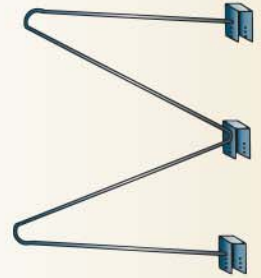
UNARCO has been supplying pallet rack to the retail industry for many years, not only on the distribution center side, but also on the sales floors of home centers and warehouse style stores. Our store fixtures are versatile, space saving and feature your product with maximum room for the stock levels required. Inventive designs lead to simple installation and allow for flexibility as your product changes.



Separate wooden boards stored vertically



Separate pipe or tubing stored vertically

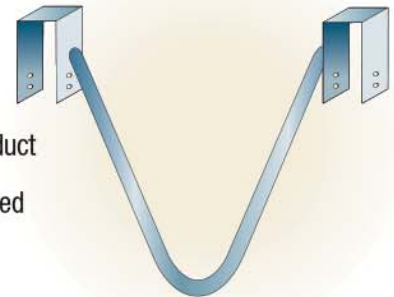


M-DIVIDERS

- Attach to rear beams
- Available up to 72" tall
- Light-duty: 3/8" wire
- Medium-duty: 1" tubing
- Heavy-duty: 2" tubing

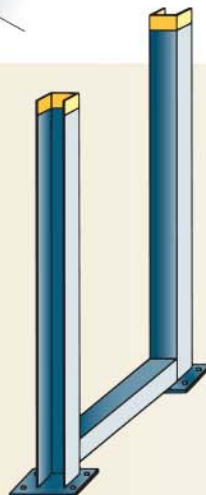
V-DIVIDERS

- Hang down to separate tall product
- No additional rear beams required
- Sturdy 1" tubing

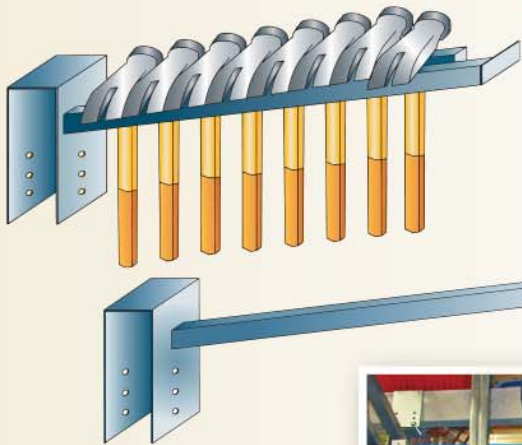


LUMBER CRADLE

- Keeps lumber in orderly stacks
- Two separate units to contain any length product
- Customers able to pick product without worry of stacks falling



TOOL HOLDERS AND DIVIDER ARMS



- Single arm
- Double arm
- Available with price signage plate

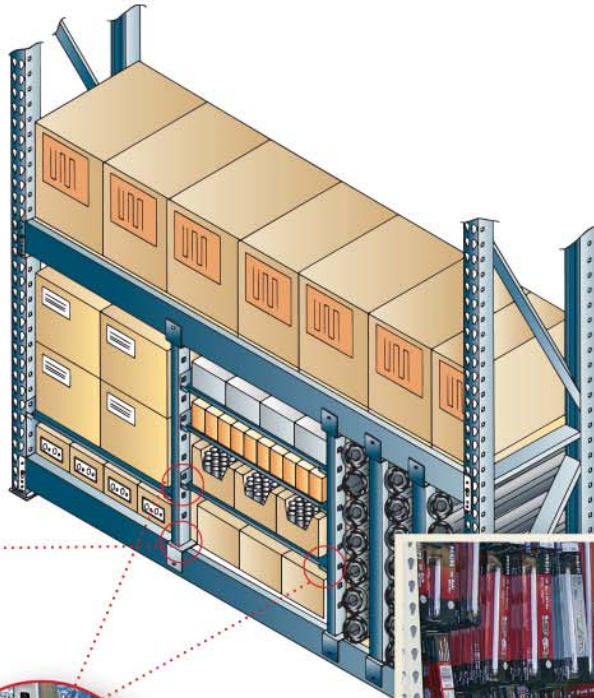
Divider Arms separate vertically stored product.

Double-Arm Tool Holders provide support and organization for both long and short handled tools.

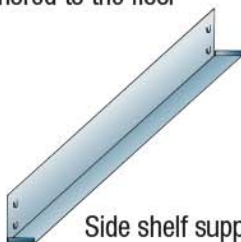


VERTICAL POST SYSTEM

- For maximum storage versatility within a bay when carton sizes are not uniform
- Can be added to existing rack
- Displays merchandise variety without adding a beam level



Vertical posts may be mounted to the beam below or anchored to the floor



Side shelf support rail



A pair of side support rails with snap-in tabs make a shelf

Plywood or other decking surface rests on either side

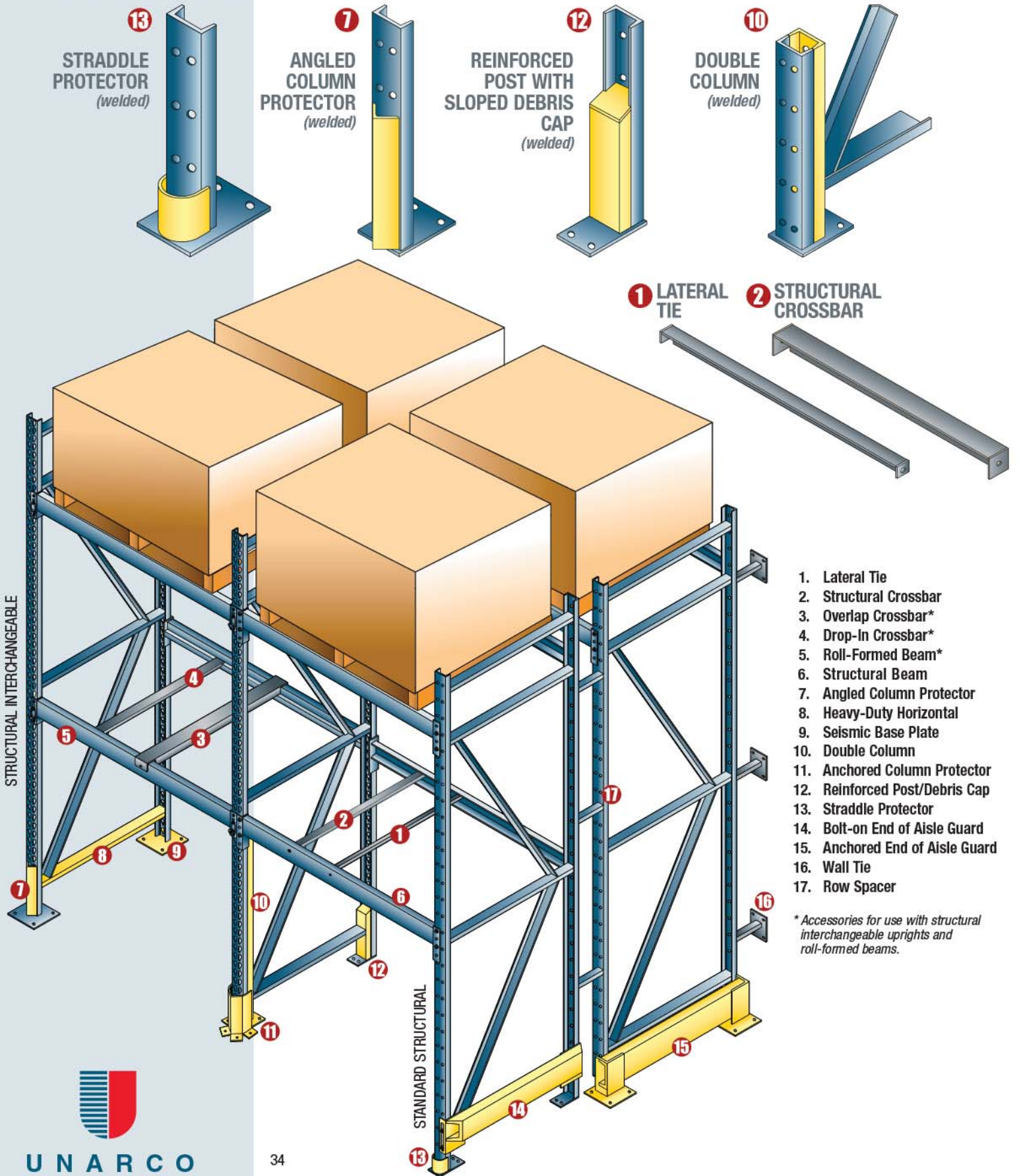


Retail

- *M-Dividers*
- *V-Dividers*
- *Lumber Cradles*
- *Tool Holders*
- *Divider Arms*
- *Vertical Post Systems*

Upright Rack Safety Options

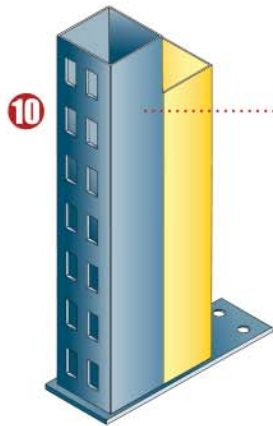
STRUCTURAL DURABILITY OPTIONS



1. Lateral Tie
2. Structural Crossbar
3. Overlap Crossbar*
4. Drop-In Crossbar*
5. Roll-Formed Beam*
6. Structural Beam
7. Angled Column Protector
8. Heavy-Duty Horizontal
9. Seismic Base Plate
10. Double Column
11. Anchored Column Protector
12. Reinforced Post/Debris Cap
13. Straddle Protector
14. Bolt-on End of Aisle Guard
15. Anchored End of Aisle Guard
16. Wall Tie
17. Row Spacer

* Accessories for use with structural interchangeable uprights and roll-formed beams.


ROLL-FORMED DURABILITY OPTIONS



10

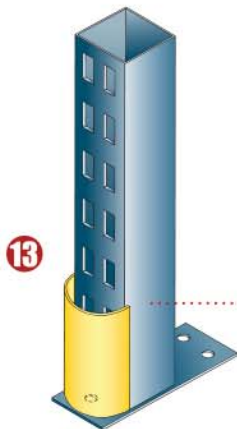
DOUBLE COLUMN

- Two posts welded together help protect against damage



WOOD-FILLED UPRIGHTS

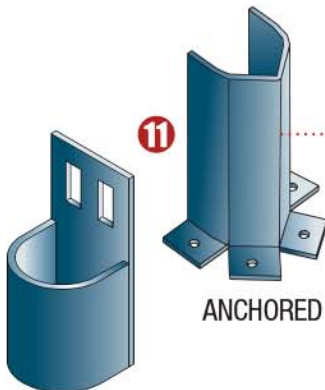

- UNARCO's patented design lets the wood absorb the shock of impact and limits damage to column



13

FRONT STRADDLE PROTECTOR ADD ON

- Welded to uprights during manufacturing
- Protects upright from damage
- Durable 1/4" thick steel



11

ANCHORED

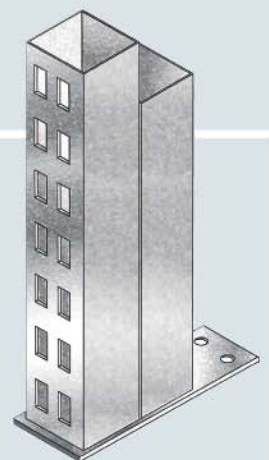


BOLT-ON

COLUMN PROTECTORS

- Provides impact resistance
- *Anchored to floor:* for designs with no side punching
- *Bolted to upright:* for interchangeable rack with side punching
- Front-bolted Straddle Protector
- Available in 12", 18" or 24" high

BOLT-ON STRADDLE



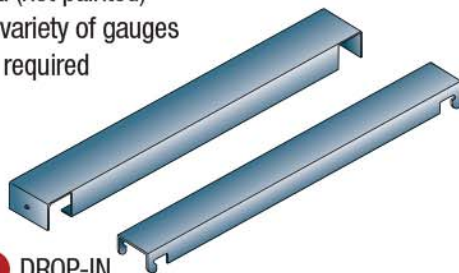
WEATHER RESISTANT

Hot dipped galvanized finish available on any pallet rack order for freezer or outdoor usage

Rack Hardware

CROSSBARS

- Overlap crossbars provide pallet support
- Pre-galvanized (not painted)
- Available in a variety of gauges depending on required capacity




3 OVERLAP

4 DROP-IN

BACK CONNECTORS

- Available in 6", 8", 10", 12", 18"
- Pre-galvanized (not painted)
- Includes (2) T-Bolts and whiz nuts



17

SHIM PLATES

- All rack on unlevelled floors should be leveled with shims



Available in multiple sizes and thickness

Upright Rack Repair

MORE ABUSE RESISTANT THAN THE ORIGINAL UPRIGHT

SAFETY

MINIMAL FACILITY INTERRUPTION
REDUCE MAINTENANCE COSTS

Before attempting to repair damaged rack and to insure rack capacities are adequate, please consult UNARCO Engineering.

Rack repair kits should only be installed by trained personnel.

Let UNARCO set up a scheduled inspection and maintenance program to help insure the safety of your warehouse.


OPTIONS

Trained technicians can install bolt-on options to fix low-level damage with specially designed repair kits.

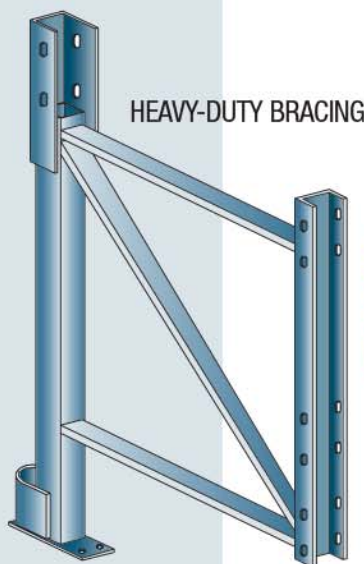
- Engineered repair options
- In most cases no welding is required
- Installs easily into existing rack of most manufacturers
- Available in structural channel or tubular roll-formed versions



Bolt-on sloped leg option gets the upright out of the forklift traffic path to prevent repetitive damage.



Welded option available for uprights with no side holes.




STANDARD STRAIGHT-LEG REPAIR KIT

Shown with welded straddle column protector.

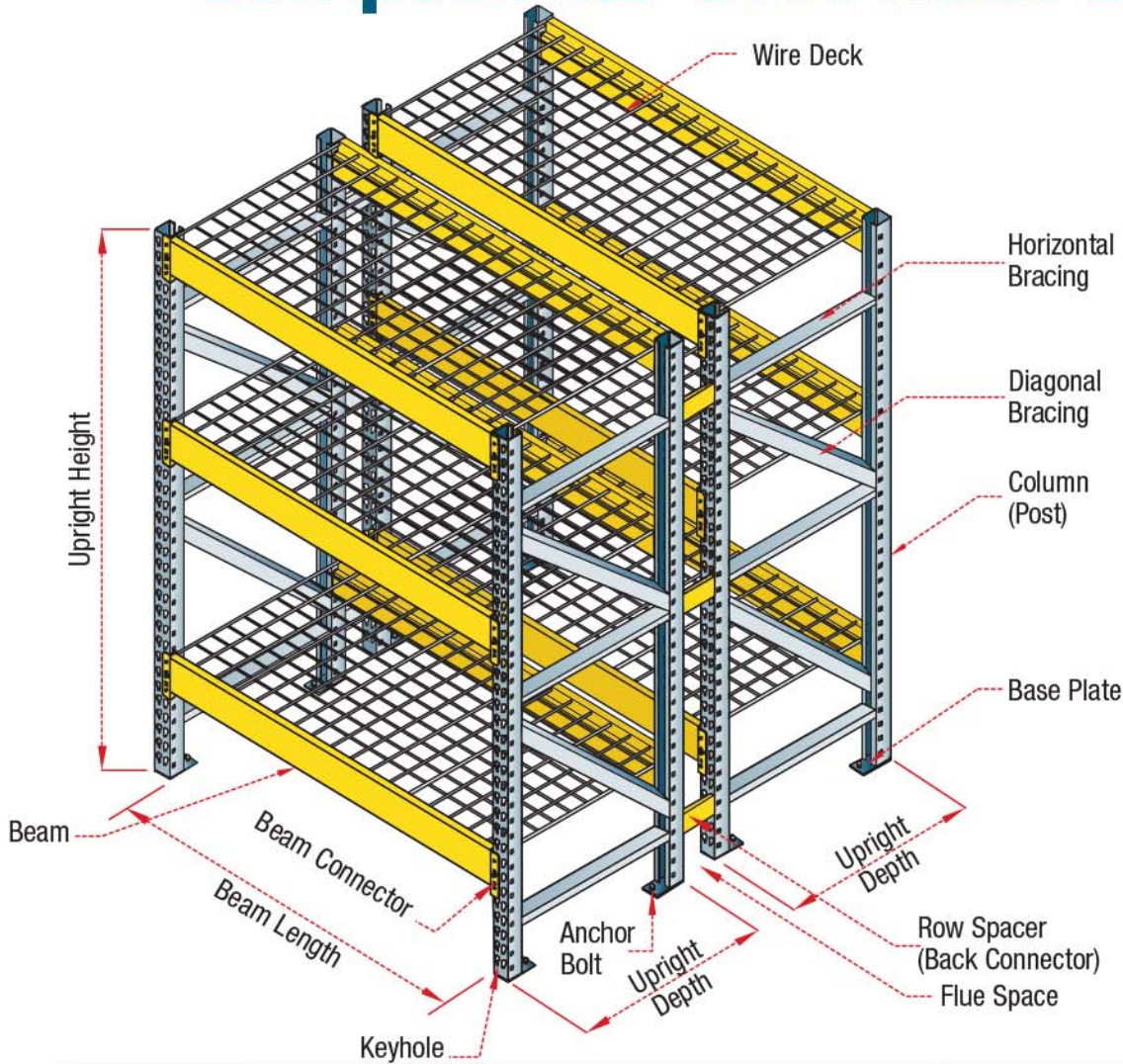
Roll-formed options allow beam placement at lower levels.

SLOPED-LEG REPAIR KIT

Optional Sloped-Leg Kit angles the front leg of the upright to improve aisle clearance (not recommended for single rows of rack).



Components Of A Rack System



In-Stock and Ready to Ship
Order Online:
Phone, Tablet, Computer
Anytime - Anywhere
with
Mobile Rack Warrior



UNARCO Mobile App

UNARCO Standard Colors

High-quality powder coated finishes for durability and rust resistance

				
BLUE 100	BEIGE 107	YELLOW 101	UNIVERSAL BLUE 187	GREEN 126
				
GRAY 104	ORANGE 178	WHITE 105	RED 188	ECO-GRAY 197



ECO-GRAY

**EARTH - FRIENDLY
 OPTION**

*Made from recycled
 Class-A
 reclaimed powder*



UNARCO MATERIAL HANDLING, INC.

MANUFACTURING FACILITIES

501 East Purnell Street
Lewisville, Texas 75057
phone: 1-800-283-4622
fax: (972)436-7901

407 East Washington
Pandora, Ohio 45877
phone: 1-800-448-0784
fax: (419)384-7239

701 16th Avenue East
Springfield, Tennessee 37172
phone: 1-800-862-7261
fax: (615)382-2777



CORPORATE HEADQUARTERS

701 16th Avenue East
Springfield, Tennessee 37172
phone: 1-800-862-7261
fax: (615)382-2777

www.UNARCORACK.com